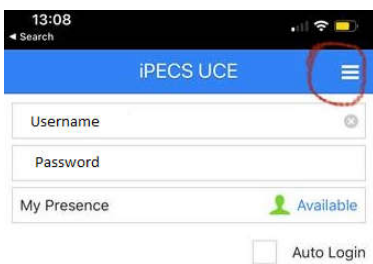


## Setup and register your E-LG UCE Mobile App (Cloud)

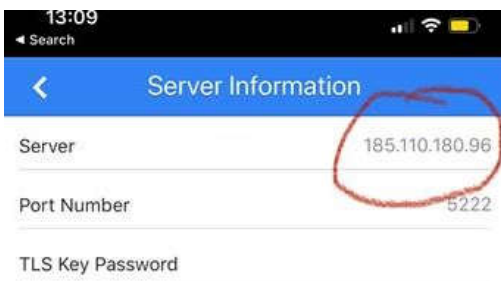
Download and install Ipecs UCE+ from your IOS or Android store – please note the images are taken on IOS.

You will be issued a username and password from Berry for your client login – please ensure you have this before attempting to configure the app.

Step 1 – Select the 3 Lines top right of app



Step 2 – Add the Server address – 185.110.180.96 (Unless instructed otherwise)



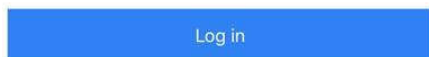
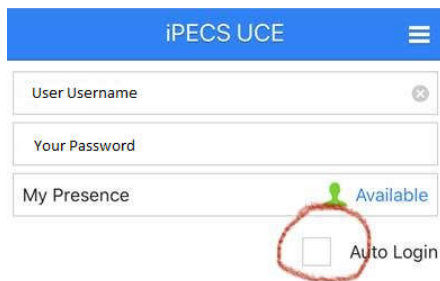
Then press the < icon

Step 3 – Select Network – This will allow the app to work over 4G



Then Press < icon twice to return to login screen

Step 4 – Enter your issued login details and select Auto Login



Click Login

Any issues with this guide or further assistance with your app please contact [support@berrytelecom.co.uk](mailto:support@berrytelecom.co.uk) or call 01722820755